





Dáil 100  
Éireann




Tithe an  
Oireachtais  
Houses of the  
Oireachtas



# Lesson Plan 2: Imagining the First Dáil

Junior Cert/Cycle CSPE, History:  
Democracy (CSPE) Developing  
historical consciousness, acquiring the  
'big picture' (History Strand 1) Applying  
historical thinking (History Strand 2)



# Lesson Plan 2: Imagining the First Dáil

## Learning Intentions

At the end of this lesson students will

1. Understand the organisation of a typical Dáil sitting day,
2. Know these terms: Speaker/ Ceann Comhairle, Clerks, Order paper, Standing Orders.

## Key Skills

Communicating, Working With Others, Managing Information and Thinking.

## Resources

[Organising the Dáil slideshow](#) available at [www.dail100.ie/en/education](http://www.dail100.ie/en/education)

## Introduction

To help introduce students to the upcoming activity, lead a brief discussion to assess the students' understanding of a typical meeting. Why do we have meetings? What makes a good meeting? Then either individually or in groups display these answers on the board.

## Development

Divide the class into groups and give them the Diamond 9 activity to do. Ask them to put themselves in the place of the TDs who were elected to the first Dáil. Ask each group to list from most to least important the activities which they think the TDs would have to do on the first day. Deliver the [Organising the Dáil slideshow](#) available on the Dáil 100 website. The class then look at their original activity and see how their answers compare to the presentation.

## Conclusion

As a concluding activity get the class to write a one-minute paper describing what they have learned today and they must use the key terms from the second learning intention above.

